

# Welcome to King's Lodge School



# Aims of this presentation...

- Meet the team
- Curriculum and Learning in the Early Years
- A day in the life of a Reception Child
- Supporting your child at home and what they will need for school
- Key dates



# Meet the Team



Mrs Spencer  
Head Teacher



Miss Woon  
Deputy Head Teacher



Mrs Fitter  
SENCO



Mrs Jowitt  
Teacher - EYFS Leader




Mrs Hartley  
Teaching Assistant



Mrs Taylor-Matthews  
Teaching Assistant

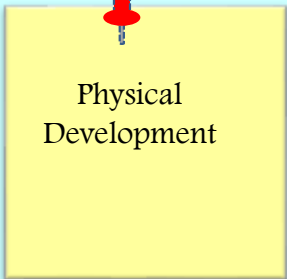
# The Foundation Stage Curriculum

## Prime Areas:




Communication  
and Language

- Listening, Attention and Understanding
- Speaking



Physical  
Development


- Gross Motor Skills
- Fine Motor Skills



Personal Social  
and Emotional  
Development

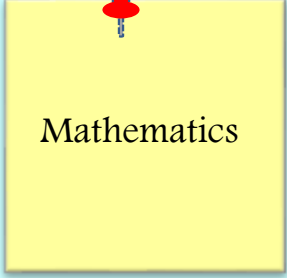
- Self-Regulation
- Managing Self
- Building Relationships

## Specific Areas:



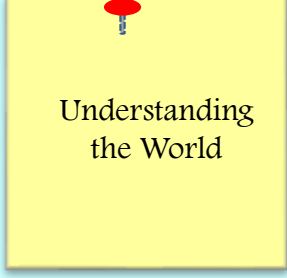
Literacy

- Comprehension
- Word Reading
- Writing



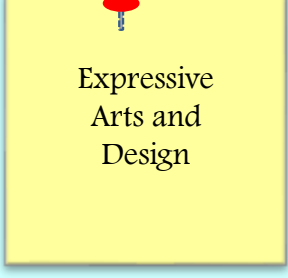
Mathematics

- Number
- Numerical Patterns



Understanding  
the World

- Past and Present
- People, Culture and Communities
- The Natural World



Expressive  
Arts and  
Design

- Creating with Materials
- Being Imaginative and Expressive

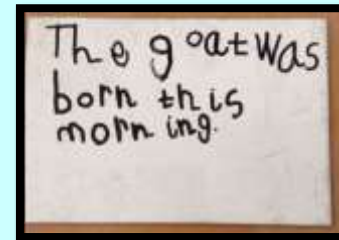


## Learning in the Early Years





Mathematics



Literacy





## Our Learning Environment



# Learning is messy!



The children are busy building their confidence, developing their curiosity, making decisions, solving problems and developing resilience.



# Phonics



Grapheme chart Phase 2 and 3

s	š	p	n	m	d	g	c	r	h	b	f	t	j	x
s	t	p	n	m	d	g	c	r	h	b	f	l	j	v
ss	tt	pp	nn	mm	dd	gg	k	rr		bb	ff	ll		vv
							ck	cc						
ll	ll	g	z	qu	ch	sh	th	ng	nk	a	e	i	o	u
w	x	y	z	qu	ch	sh	th	ng	nk	a	e	i	o	u
			zz	s										
ai	ee	igh	oa	oo	oo	ar	or	ur	er	ow	oi	ear	air	



<https://www.littlewandlelettersandsounds.org.uk/resources/for-parents/>

Phonics meeting: Wednesday 21<sup>st</sup> September 2022 9.15am and 6pm

# A day in the life of a Reception Child

Monday	8.45 – 9.15  Busy Book Dough gym Run	Phonics	Reading groups / Discovery Time	Maths Focus Discovery Time Adult – led focus activity	Lunch Time 11:45 – 12:45	PE	Literacy and Topic Focus Discovery Time Adult – led focus activity	Tidy time	Handwriting	Story time
Tuesday		Phonics	Reading groups / Discovery Time	Maths Focus Discovery Time Adult – led focus activity	Lunch Time 11:45 – 12:45	Literacy and Topic Focus Discovery Time Adult – led focus activity		Tidy time	Handwriting	Story time
Wednesday		Phonics	Reading groups / Discovery Time	Maths Focus Discovery Time Adult – led focus activity	Lunch Time 11:45 – 12:45	Literacy and Topic Focus Discovery Time Adult – led focus activity		Tidy time	Handwriting	Story time
Thursday		Phonics	Reading groups / Discovery Time	Maths Focus Discovery Time Adult – led focus activity	Lunch Time 11:45 – 12:45	Literacy and Topic Focus Discovery Time Adult – led focus activity		Tidy time	Handwriting	Story time
Friday		Phonics	Reading groups / Discovery Time	Maths Focus Discovery Time Adult – led focus activity	Lunch Time 11:45 – 12:45	PSHE – Jigsaw Discovery Time	Tidy time	Celebration Assembly		

# The first few weeks in school are spent ...

- Learning the rules.
- Making new friends.
- Getting to know the school.
- Finding out what your child already knows and what they can already do.



# School Uniform and PE kit

- The school colour is NAVY BLUE;
- Navy blue sweatshirts or cardigans
- White or pale blue polo shirts
- Navy or grey trousers, skirts or pinafore dresses
- Black or navy blue shoes



**P.E. kits** –the children wear their PE kit to school on their set PE day.

- Yellow T-Shirt with school badge
- Navy shorts
- Plimsolls / daps / trainers
- Navy jogging bottoms for cold weather are advisable



**Milk and snack** – Children in Reception receive free milk and fruit (milk until children are 5, fruit throughout).

They may bring a piece of fresh fruit / vegetables as a snack.



**Water bottles** ~ All children are encouraged to bring a drink to school each day in a clean, named sports bottle.

They are encouraged to drink throughout the day.





Every child in Reception and Key Stage 1 is entitled to a free school meal



Practise opening own lunchbox and containers.



## School meals and snacks



We are a nut free school.

# Arriving at school

- The school day for Reception children begins at 8.45am. Please DO NOT arrive early.
- At the start of the day you are asked to line up with your child at the Trim trail. When it is time, the class teacher will come and collect your child. Your child will then line up with their class.

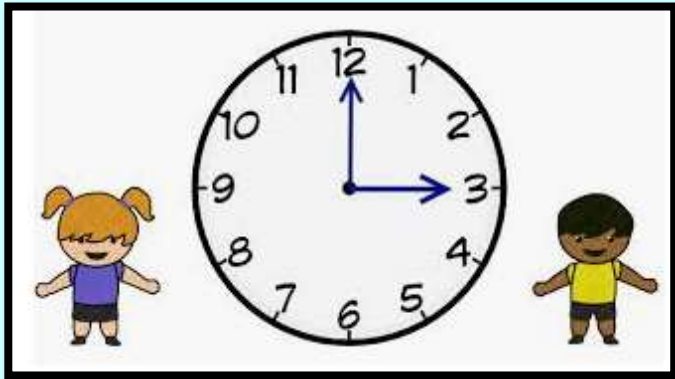






# End of Day

- The end of the school day, for Reception children, is 3.00pm.
- You are asked to line up and wait for your child by the trim trail (just as you do in the mornings). The class will walk out and line-up on the playground. Please wait for the class teacher to release your child to you.



If someone else is collecting your child and they are not on your collection list, please let us know.

# Preparing your child for starting school

## Encourage independence by making sure that they can:

- Toilet themselves, including wiping their own bottoms (please make us aware if they have a medical need).
- Put on own coat and fasten it
- Put on shoes
- Dress and undress
- **Tidy up**

## Prepare for early reading, writing and number by:

- Recognise own name
- Singing, sharing books and rhymes together
- Counting together
- Encourage them to draw, cut, glue, paint and get messy!
- **Play games that involve turn taking, let them lose!**



- Please ensure that **names are in EVERYTHING!!!**  
**If it can come off, label it!**
- Send coats **EVERYDAY** – Outdoor learning happens in all weather!
- **Sensible shoes** and no jewellery.
- **Pierced ears** – a small pair of studs may be worn to school. You may wish to remove earrings for PE days but if not, then they must be taped instead for the duration of the PE lesson (please provide plasters / tape if that is the case).
- **Wellie boots** ~ a pair kept at school would be fantastic!
- **Book bags** and reading diaries – Please send in daily
- Please **do not** send in rucksacks



# Points to note

- School letters – will be emailed to you. Please make sure we always have an up-to-date email address for you. Please DO READ the school newsletter.
- Parent Pay ~ The school operates a cashless system. All parents will need to sign-up on-line to Parent Pay (details to follow shortly).



- Head lice – it happens! Please check regularly and treat as recommended.



- Toilet accidents – they happen too! Children need to be able to clean themselves up independently with adult supervision. If they are in a big mess we may need to call an adult from home. Please provide spare underwear, pants and socks, in book bags.



- If your child is unwell, or has been unwell in the night, please do not send him/her into school.
- Any absence requires a telephone call explaining why.



# Induction – September 2022

Family Friday ~ informal parent and child play session in the indoor / outdoor classroom  
8<sup>th</sup> July 3.30pm – 4pm

Friday 15<sup>th</sup> July – 45 minute play session for your child in school.

Monday 18<sup>th</sup> July ~ 45 minute play session for your child in school.

## September 2022

1:1 Meetings – A chance to speak to your child’s class teacher

Thursday 1<sup>st</sup> and Friday 2<sup>nd</sup> September 2020.

WKC 05.09.22

Monday 5<sup>th</sup> and Tuesday 6<sup>th</sup> = children attend morning or afternoon session depending on age.

Wednesday 7<sup>th</sup> = All children in the morning, school lunch included.

Thursday and Friday 8<sup>th</sup> and 9<sup>th</sup> = All children start full time (8.45am – 3.00pm)

## And Finally...

- Our aim is that your child will be happy, confident and comfortable in school. If they are, they will be able to explore, try new things, ask questions and learn.
- If you have any worries or concerns please speak to us and we will do our best to help you. It may seem a small thing to us but it can feel like a big thing to a child.
- We look forward to working with you and your child.

