



## SUS

**S**tudy the word 

**U**nderline the difficult part(s)


**S**ay the word carefully 

## "Writing the word"

- On someone's back
- On your desk (large)
- With your eyes

## Speed

Writing 

How often can you write the word correctly in one minute? 


## Mnemonics

Making up a "story" to help spell a word

was - was auntie sad?



## Syllables/Chunks

Breaking the words into parts / writing the sounds 

going      go/ing  
running    run/ning  
returned    re turn ed

## Look for small words inside the word

about - a, out, bout  
teacher - tea, each, her, ache

## Be positive



Words that look the same

Think back is like ...  
pack and  
sack and  
black and  
crack

## Use of colours

Use a different colour for each Letter

## Odd one out

- Work with others
- From a list of three words, think of reasons why each word is different

going    green    big

## Different sizes of letters

woman - WoMaN

returning - ReTuRnIng

## Shapes of words

Draw the shape of the word

table 

## Rainbow Writing

Write the word 3 times in different colours

three    three  
three

## Pyramid Writing

Write your word in the shape of a pyramid

w  
wa  
was  
wast  
waste

## Blue vowels

a e i o u

Write the word then go over each vowel in blue  
because

## Use a

## spelling rule

- "i" before "e" except after "c"
- change the "y" to "i" and add "es"

## Consonant Circles

a o e o i o

Write the word then circle all the consonants

Look- 

Say- 

Cover- 

Write- 


Check- 

## Words without vowels

b \_ c \_ \_ s \_

Write each word with a line instead of each vowel. Go back later and fill in the missing vowels

## Visualising

- Look at your word
- "Throw" it at the wall 
- Can you still "see" it?
- Spell it aloud